



Identification of Clinical Measures to Use in a Virtual Concussion Assessment: Preliminary Results of a Mixed-Methods Study

Barnes K, Sveistrup H, Marshall S
kebarnes@ohri.ca



Background

- While remote care is not new, the COVID-19 pandemic catalyzed the transition to virtual assessments
- Approaches and measures used in virtual assessments of concussion have not been standardized
- Psychometric properties of measures when administered using videoconference have not yet been documented

Objectives

Objective #1

To identify concussion measures clinicians currently use in-person to assess five physical domains: neurological examination, cervical spine, vestibular, oculomotor, and effort assessment;

Objective #2

To document the available psychometric properties of the measures identified;

Objective #3

To identify which of these measures appear feasible in a virtual context; and


Objective #4

To identify practical and technical barriers/challenges, facilitators and benefits to conducting or engaging in virtual concussion assessments.

Methods

Study design: sequential mixed methods


Delphi Surveys with Clinicians




Outcome: comprehensive list of clinical measures



Working Group with Clinicians



Outcome: list of feasible and infeasible measures when administered in a virtual context



Focus Groups with Patients and Clinicians



Outcome: identification of barriers and facilitators associated with engaging in and completing virtual assessments, using identified measures



Integration of Quantitative and Qualitative Results

Outcome: selection of measures to use in virtual assessment

Preliminary Results

Delphi Surveys:

- 59 and 33 clinicians completed the first- and second-round surveys, respectively
- Measures ranked first by the clinicians by domain: Neurological examination - coordination; Vestibular - Vestibular Ocular Motor Screening; Oculomotor - smooth pursuits; Cervical - cervical spine range of motion

Working Group:

- Measures were deemed feasible in a remote context, with some modifications needed, such as modifying the environment or adapting the method of measurement

Focus Groups:

- To be completed by end of February 2023

Take Aways and Conclusions

- Document measures that are currently used in-person and are most relevant to assessing the physical domains impacted by concussions
- Measures could be feasibly administered virtually, if modifications are implemented
- Results will inform the decision regarding which measures to include in a virtual assessment toolkit, which will be tested in a follow-up study, with the aim of establishing psychometric properties of the measures

References

Almuthami HKY, Win KT, Vlahu-Gjorgievska E. Barriers and facilitators that influence telemedicine-based, real-time, online consultation at patients' homes: Systematic literature review. *J Med Internet Res*. 2020; 22(2):e16407. doi:10.2196/16407

Mani S, Sharma S, Singh DK. Concurrent validity and reliability of tele-rehabilitation-based physiotherapy assessment of cervical spine in adults with non-specific neck pain. *J Telemed Telecare*. 2021; 27(2):88-97. doi:10.1177/1357633X19861802

Russell TG, Martin-Khan M, Khan A, Wade V. Method-comparison studies in telehealth: Study design and analysis considerations. *J Telemed Telecare*. 2017; 23(9):797-802. doi:10.1177/1357633X17727772