


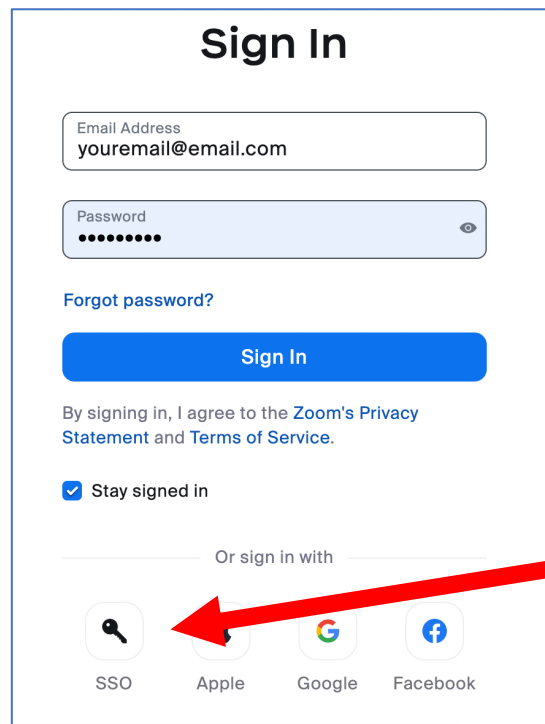
Convergence 2023

Signing into the platform

Invitation



- Shortly you will receive an email from noreply-zoomevents@zoom.us with the subject “**Kim Hussey invited you to register for Convergence 2023**”
- This e-mail will contain a teal register button. Please click this **in advance of the conference** to complete the sign-in process to ensure that there are no technical issues.
- You are required to input the same e-mail you registered with. If you will need to use a different ZOOM account for the conference, please e-mail conferences@uhn.ca with your alternate e-mail to receive a new invitation.



Note: if you are using a workplace ZOOM that has a unique website used for sign in (yourworkplace.zoom.us), you may have to click “sign in with SSO” with this information.

Entering the platform

Convergence 2023

[View Event](#)



- Feb 15, 2023 8:00 AM - Feb 16, 2023 3:00 PM EST
- Organized by Kim Hussey
- 1 Ticket

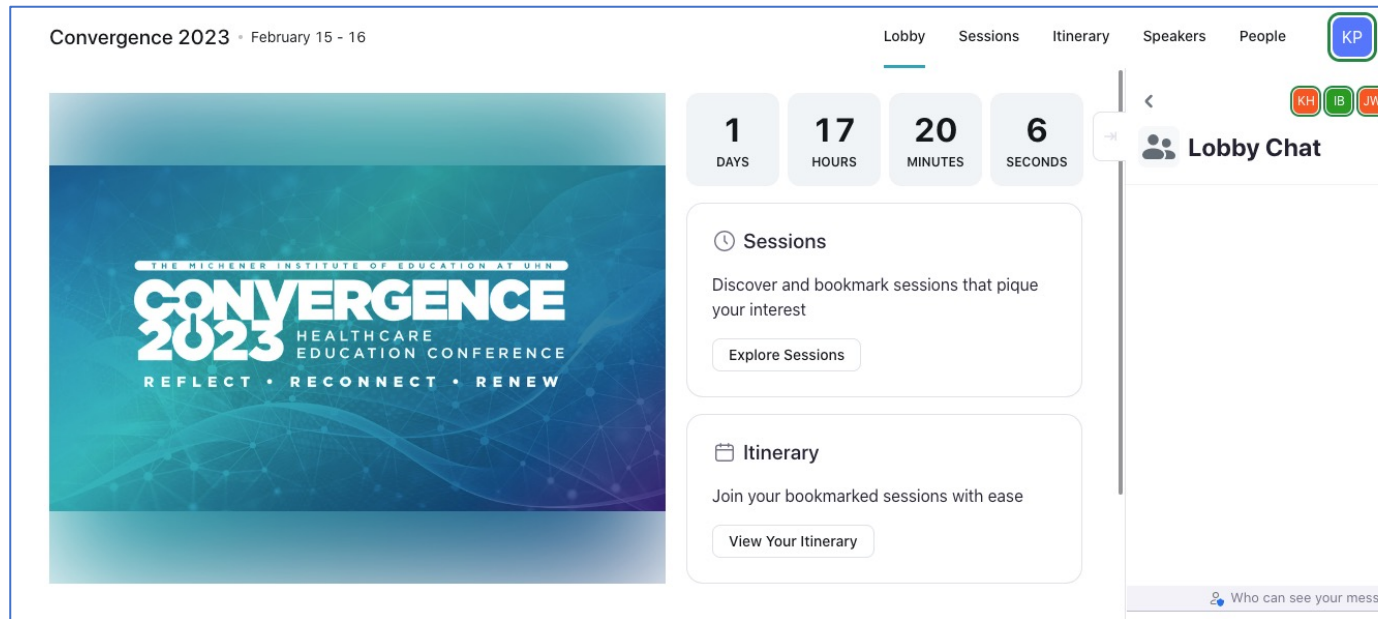
Join

This event is open to users located in [this list of countries or regions](#). Users located outside of these countries or regions will not be able to join this event. [Zoom Events Privacy Statement](#) · [Zoom Events Terms of Use](#)

- Once registered, you will receive an email from noreply-zoomevents@zoom.us with the subject “**Order Confirmation for Convergence 2023**”
- This e-mail will contain a teal “join” button.
- If you lose this e-mail, you can also join by navigating to <http://events.zoom.us> and signing in with this e-mail.
- If you are unable to sign in, please contact us at conferences@uhn.ca

Events Portal

Upon signing in, you will see a main events page similar to this. To navigate the conference, you will mostly need to be familiar with the top menu.



Main conference page:

This area contains high level information on the conference, upcoming talks, and a lobby chat (text only)

Top menu:

On the top of the page, you'll see various conference pages. To navigate the conference, you will mostly require "Sessions" and "Itinerary"

Sessions:

The screenshot shows a web interface for a conference. At the top, it says "Conference Services Test Event - December 25" with navigation tabs for "Lobby", "Sessions", "Itinerary", and "Sponsors". Below this is a search bar and a "Filter" button. The main content is for "Day 1 (Wednesday, Dec 25)".

On the left, there is a list of sessions. One session is highlighted: "12:00 - 01:00 AM Example Concurrent Session (Meeting)". It has a bookmark icon and a "Start" button.

On the right, a larger view of the same session is shown. It features a video thumbnail of three people in blue scrubs. Overlaid on the video are two callouts: "Meeting" and "You're the Alternative Host". Below the video, the session details are repeated: "12:00 - 01:00 AM Example Concurrent Session (Meeting)". A blue arrow points to the "Start" button, which is now highlighted in yellow.

Session page:

The session page will show all sessions in chronological order.

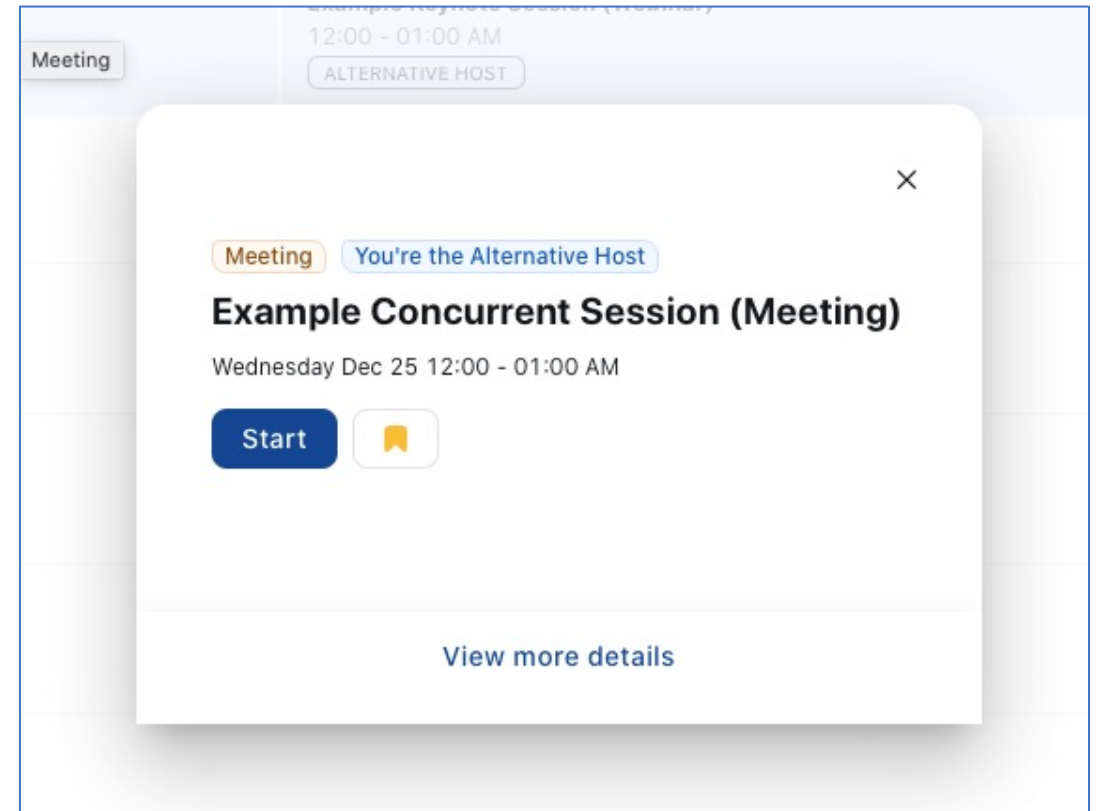
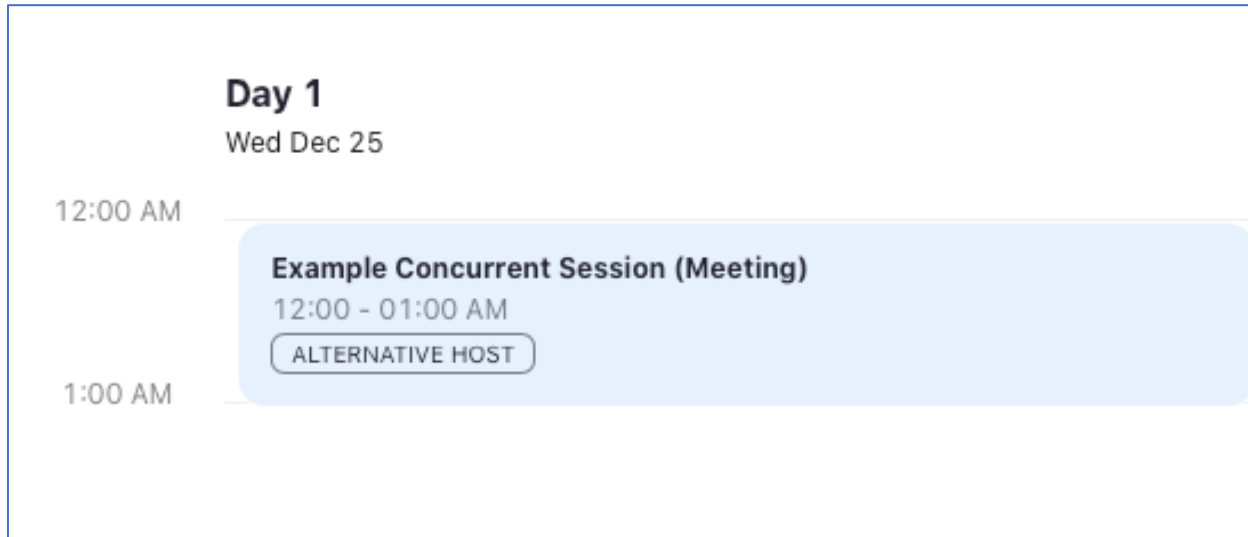
- To enter a session, look for the “start” button on the bottom right corner of the session. If you don’t see this yet, don’t worry, it should appear once the session moderator has started the meeting, and should be available about five minutes before the session is scheduled to start.

- If you would like to add a session to your itinerary page, press the bookmark button on the bottom left corner. Once clicked, the bookmark will change from grey to yellow.

Itinerary:

The Itinerary page is a “made for you” version of the session page, based on your bookmarked sessions (see previous page)

From this page, you can also join sessions that are currently available. To open a session, click the session title and click “start” within the pop-up window.



Troubleshooting:

If you encounter any issues during the conference, please email conferences@uhn.ca

In the e-mail, please specify what issue you are having, as well as provide a contact number to reach you for more direct support.